

**PERFILES**

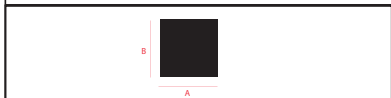
REFERENCE	A	B	C	D	E	COLOUR	KG/MT
PERFIL13	50	15	6	10	-	BLACK	1,00



REFERENCE	A	B	C	D	E	COLOUR	KG/MT
PERFIL11	12,2	7	2	5	5	BLACK	0,08



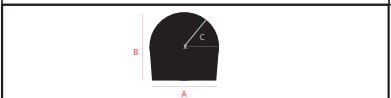
REFERENCE	A	B	C	D	E	COLOUR	KG/MT
PERFIL16	33	33	-	-	-	BLACK	1,40
PERFIL30	35	35	-	-	-	BLACK	1,58
PERFIL32	20	20	-	-	-	BLACK	0,52
PERFIL40	60	60	-	-	-	BLACK	4,64
PERFIL41	15	15	-	-	-	BLACK	0,29
PERFIL42	25	25	-	-	-	BLACK	0,80
PERFIL51	13	13	-	-	-	BLACK	0,22
PERFIL53	16	16	-	-	-	BLACK	0,33



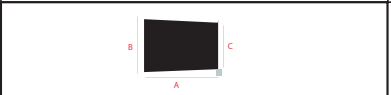
REFERENCE	A	B	C	D	E	COLOUR	KG/MT
PERFIL18	25	15	-	-	-	BLACK	0,48
PERFIL49	20	6	-	-	-	BLACK	0,15



REFERENCE	A	B	C	D	E	COLOUR	KG/MT
PERFIL27	12	13	6,5	-	-	BLACK	1,42



REFERENCE	A	B	C	D	E	COLOUR	KG/MT
PERFIL16	14	10	8	-	-	BLACK	0,33



REFERENCE	A	B	C	D	E	COLOUR	KG/MT
PERFIL31	15	15	10	5	-	BLACK	0,61



Unit of measure: millimeters (mm)

The weight of these references is based on EPDM Black 70Sh manufactured.  
Manufacturing available in EPDM, NBR and Viton/FKM. White and Black colors.